

# **CARE Telangana State**

**Date of report - 14 Sep 20**

**Data used as on - 13 Sep 20**

COVID Analytics Report for Telangana State

Brought to you by Center for COVID Monitoring

Powered by FICCI, ASCI & FTCCI

In association with Analytics Practice Cell of TMI

Group Hyderabad



# Index

1. About CARE Telangana
2. Daily Data Dashboard
3. Cumulative Data Dashboard
4. States Comparison
5. Treatment Infrastructure-Capacity Utilization
6. District Level Summary
7. Recovery Case Studies
8. FICCI-ASCI Scenario Projections vs Actual
9. Donate and Receive Plasma
10. Positive Media Stories
11. Download Graphs used in the report
12. Media Contact

# About CARE Telangana

Two industry bodies FICCI and FTCCI and a ASCI, as a follow up to their report published on Covid Forecasting on August, are setting up the Center for Monitoring Covid(CMC) .

The objectives of CMC are

1. To research, analyse and publish reports on Covid in Telangana
2. To be a Think Tank for Government, general public and media on specific areas related to Covid management

As a first step CMC is launching today the first edition of its Covid Analytics Report (CARE) - for Telangana. CARE will be published every day to help media, Government and the public - analyse and understand the disease progression better and to plan Covid treatment better

The objectives of the daily CARE reports are

1. To demystify the Covid statistics.
2. Bring focus on the key statistics like Active cases, treatment infrastructure capacity utilisation etc.
3. Shift the focus from the single day data to the trend data.
4. To balance the negative reporting in media with positive stories in media and over a period to bring attention to “unpublished “positive stories happening every day.
5. To assist journalists by providing additional custom analytics.
6. To drill down the covid hospital Infrastructure statistics to district and hospital level

CARE -T will be a detailed daily analytics bulletin issued by CMC at 11. CARE will be available on ASCI website and FTCCI websites and in the social media. CARE will also be emailed to the publications and media houses. Media queries can be addressed to a team from ASCI, FICCI and FTCCI mentioned in the last page of the report.

Media and any one can use these reports freely with the following attribution “Source: CARE published Centre for Monitoring Covid- Telangana’

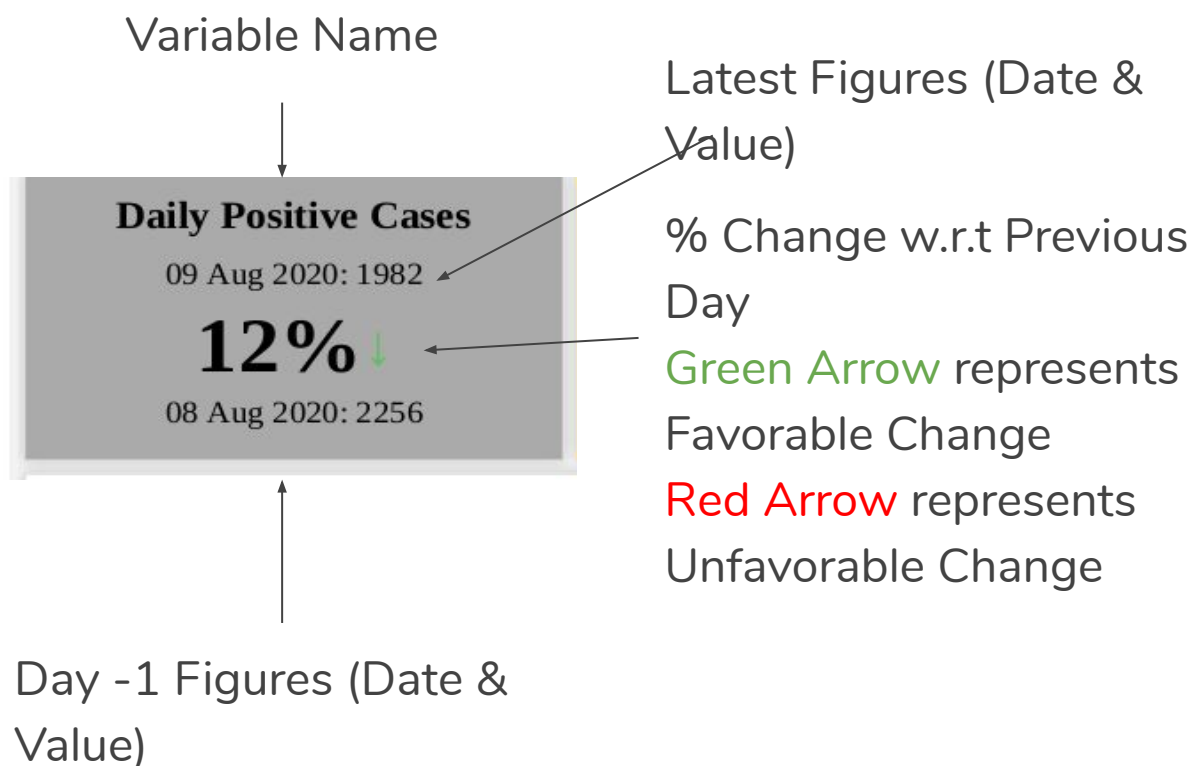
CARE analytics developed by Analytics Practice of TMI Group.



# What is New

1. Information on Portals where you can Donate or Receive Plasma
2. Top Districts where cases have increased week on week
3. Telangana Hospital Bed Utilization
4. Download Graphs used in the report

# How to read the Dashboard



Example: Increase in Daily Deaths is unfavorable change, so the arrow will be shown in Red. Whereas Increase in Daily Recoveries is favorable change so the arrow will be shown in Green

# Daily Data Updated on 13-Sep-20

## Daily Cases Dashboard

### Daily Positive Cases

13 Sep 2020: 1,417

**36% ↓**

12 Sep 2020: 2,216

### Daily Addition to Active cases

13 Sep 2020: -1,075

**170% ↓**

12 Sep 2020: -398

### Daily Recovered Cases

13 Sep 2020: 2,479

**5% ↓**

12 Sep 2020: 2,603

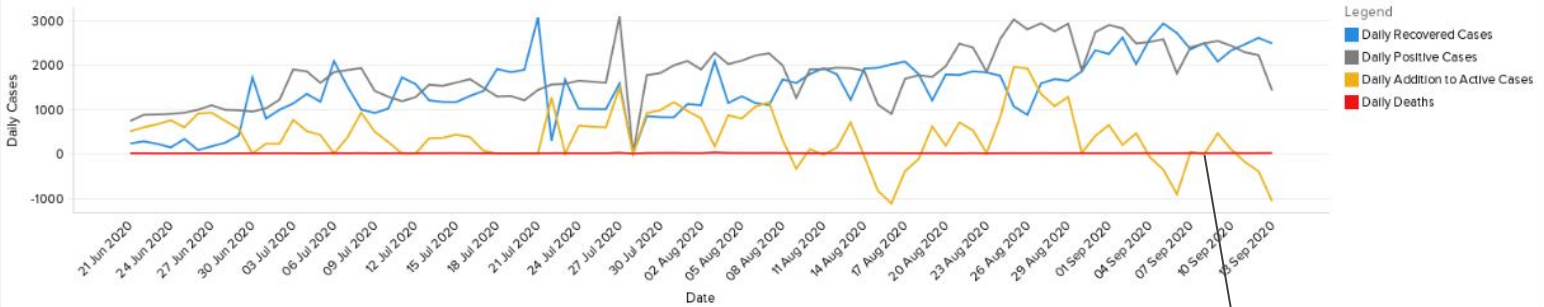
### Daily Deaths

13 Sep 2020: 13

**18% ↑**

12 Sep 2020: 11

## Daily Cases Trend



Source: Telangana Media Bulletin

<https://covid19.telangana.gov.in/announcements/media-bulletins/>

## Daily Deaths Trend

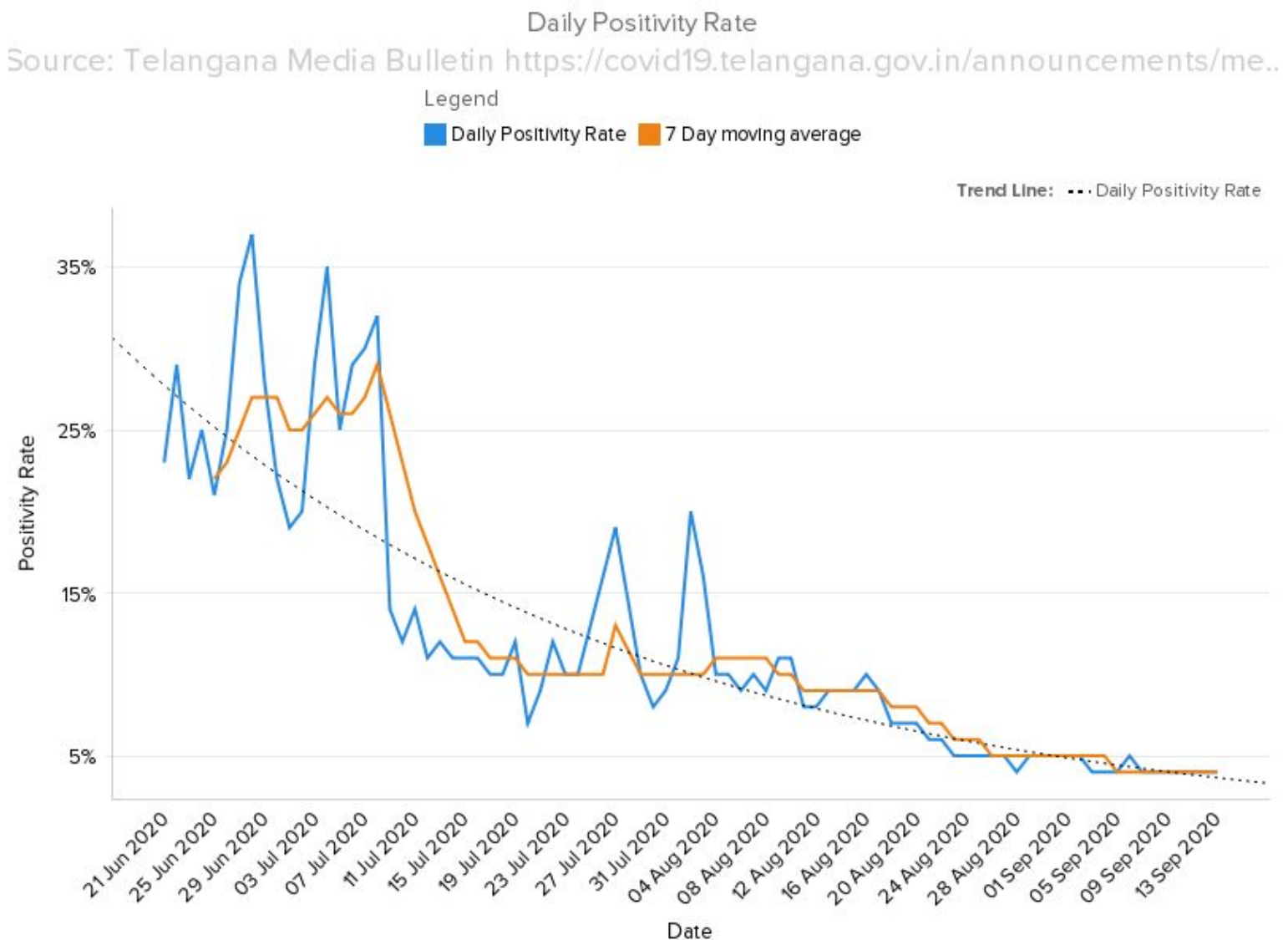
Source: Telangana Media Bulletin <https://covid19.telangana.gov.in/announcements/media-bulletins/>



# Daily Positivity Rate

Updated on 13-Sep-20

Daily Positivity Rate: Daily Positive Cases/ Daily Testing



# Cumulative Data Updated on 13-Sep-20

## Cumulative Cases Dashboard

### Cumulative Positive Cases

13 Sep 2020: 158,513

1% ↑

12 Sep 2020: 157,096

### Cumulative Active Cases

13 Sep 2020: 30,532

3% ↓

12 Sep 2020: 31,607

### Cumulative Recovered

13 Sep 2020: 127,007

2% ↑

12 Sep 2020: 124,528

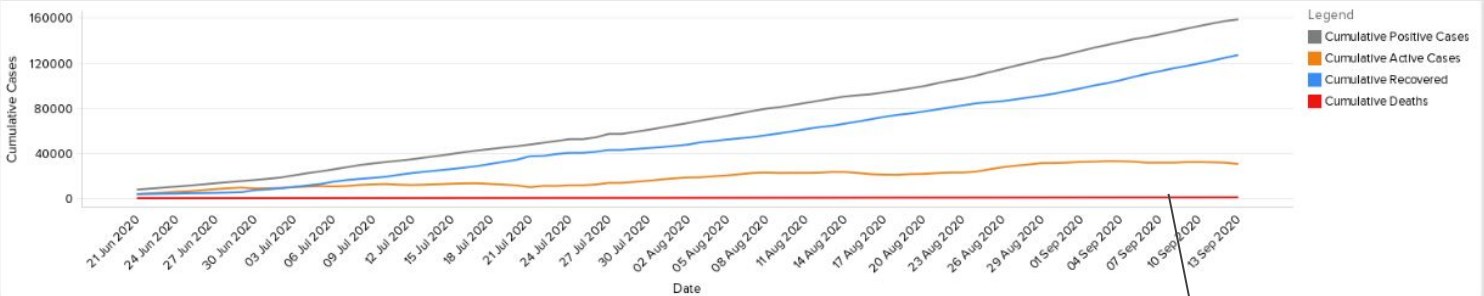
### Cumulative Deaths

13 Sep 2020: 974

1% ↑

12 Sep 2020: 961

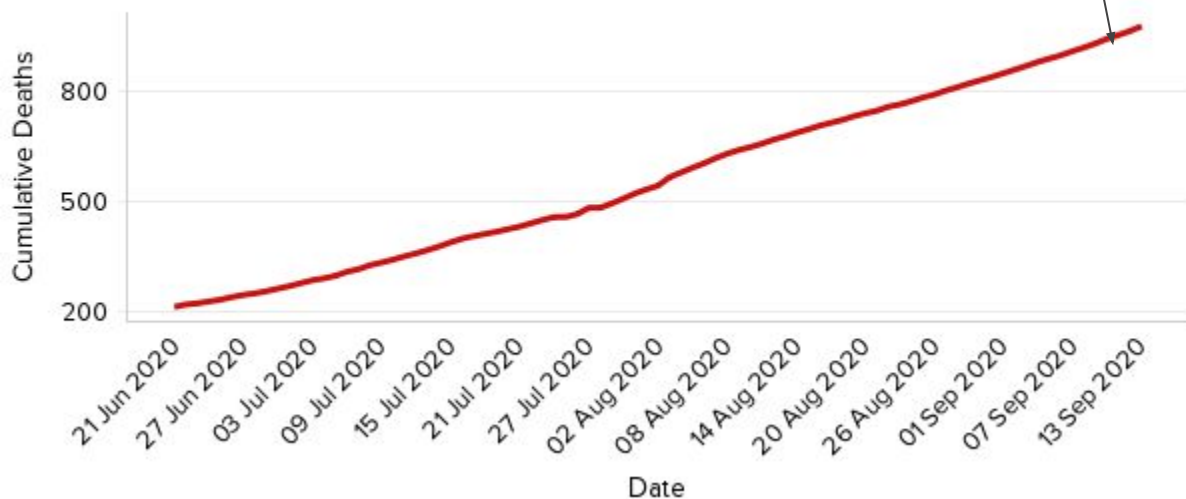
### Cumulative Cases Trend



Source: Telangana Media Bulletin ( <https://covid19.telangana.gov.in/announcements/media-bulletins/> )

## Deaths Cumulative Cases Trend

Source: Telangana Media Bulletin <https://covid19.telangana.gov.in/announcements/media-bulletins/>





# States Comparison

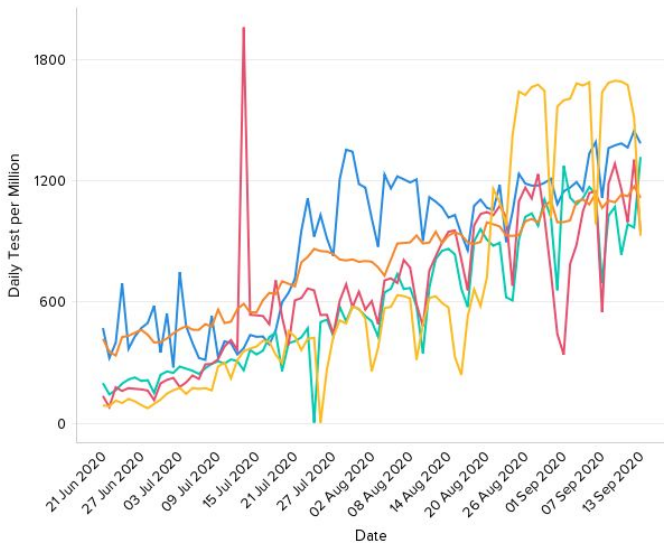
Updated on 13-Sep-20

Daily Tests Per Million

Source: <https://www.covid19india.org/state/>

State/Union Territory

■ Andhra Pradesh ■ Karnataka ■ Kerala ■ Tamil Nadu ■ Telangana

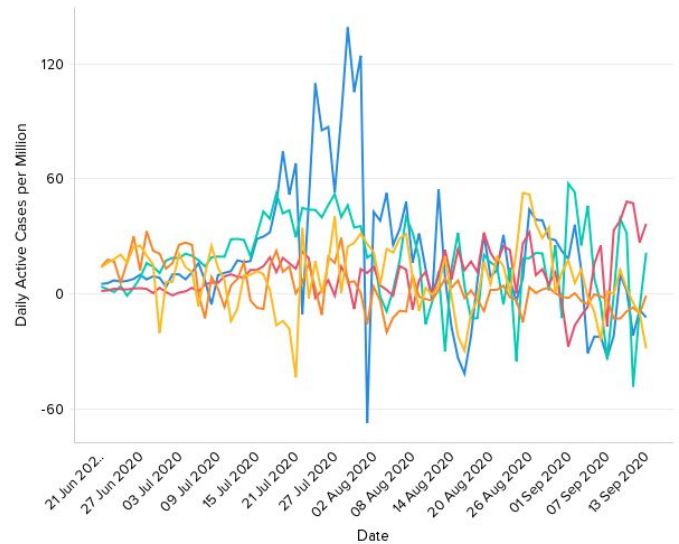


Daily Active Cases Per Million

Source: <https://www.covid19india.org/state/>

State/Union Territory

■ Andhra Pradesh ■ Karnataka ■ Kerala ■ Tamil Nadu ■ Telangana

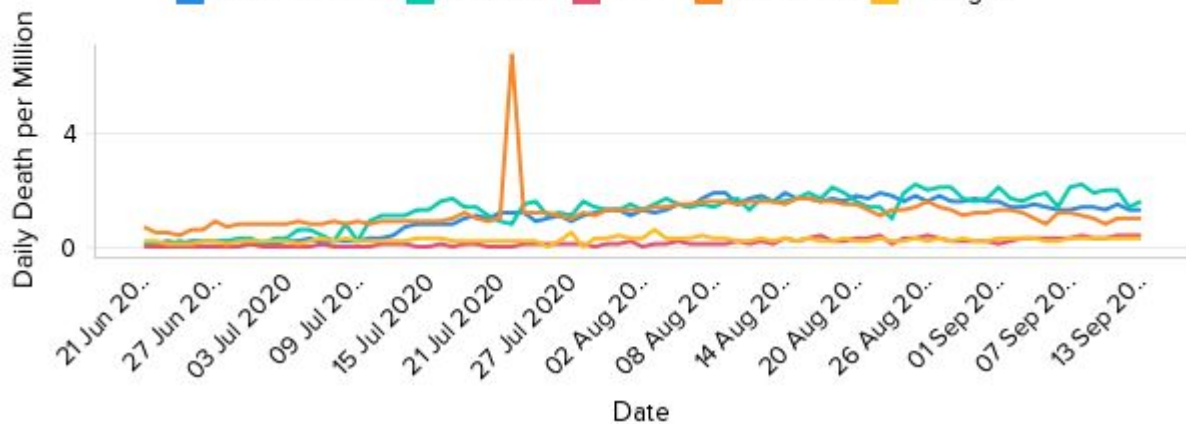


Daily Deaths Per Million

Source: <https://www.covid19india.org/state/>

State/Union Territory

■ Andhra Pradesh ■ Karnataka ■ Kerala ■ Tamil Nadu ■ Telangana



# Treatment Infrastructure Capacity Utilization

Updated on 13-Sep-20

S No	Description	Available*	Capacity Utilized*	% Capacity Utilized	Remaining
1	Normal COVID Beds required	12,284	718	5.8%	11,566
2	Oxygen Beds	5,861	1,250	21.3%	4,611
3	ICUs	2,251	677	30.1%	1,574
	<b>Total</b>	<b>20,396</b>	<b>2,645</b>		<b>17,751</b>

\*As of 13-Sep-20

Source: *Telangana Media Bulletin*

(<https://covid19.telangana.gov.in/announcements/media-bulletins/>)

# Capacity Utilization Trend

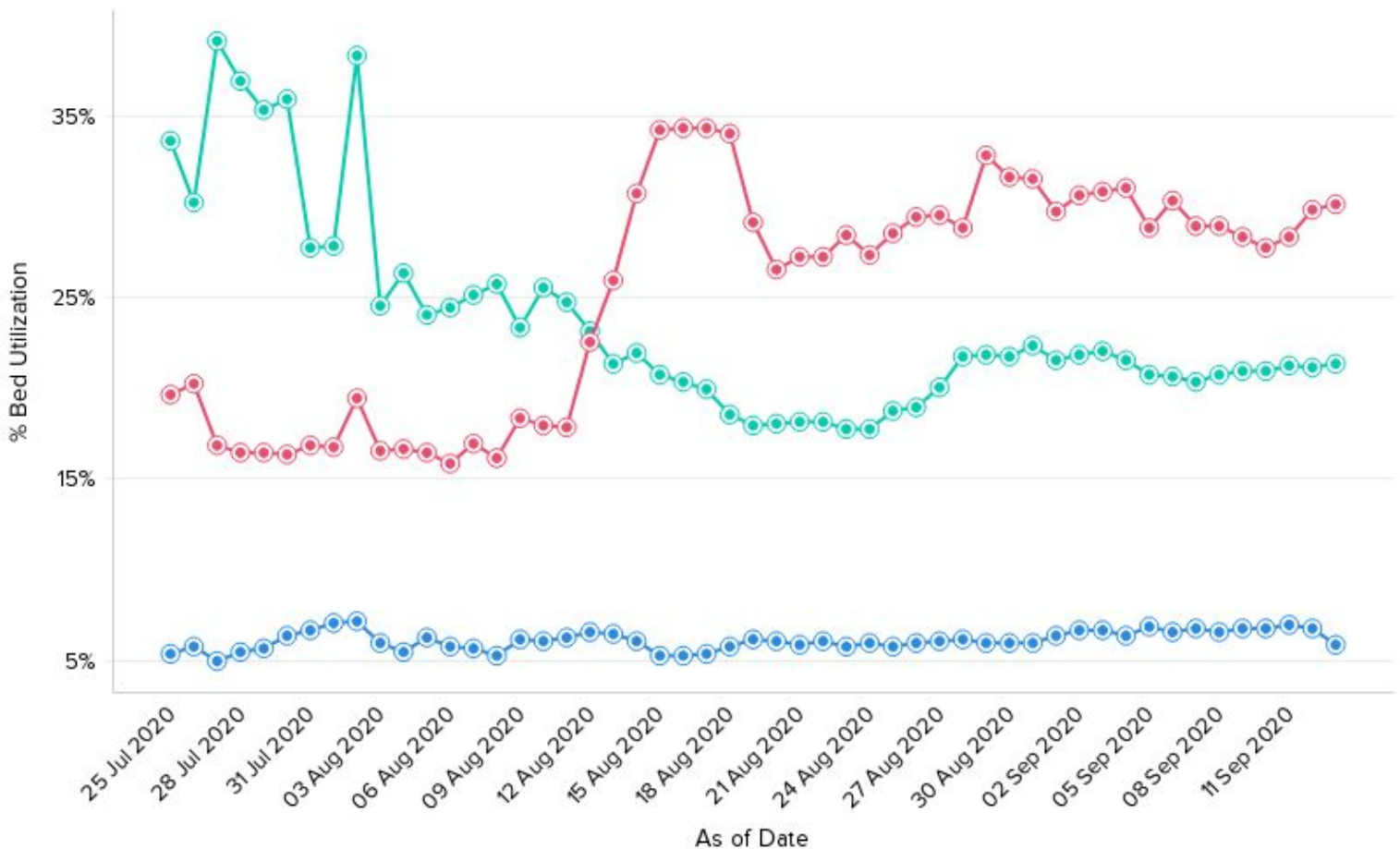
Updated on 13-Sep-20

COVID Bed Capacity Utilization

Source: Telangana Media Bulletin <https://covid19.telangana.gov.in/announcements/me..>

Legend

- Normal COVID Beds Utilized %
- Oxygen Beds Utilized %
- ICUs Utilized %





# Top District Cases Increased rolling week on week

Updated on  
13-Sep-20

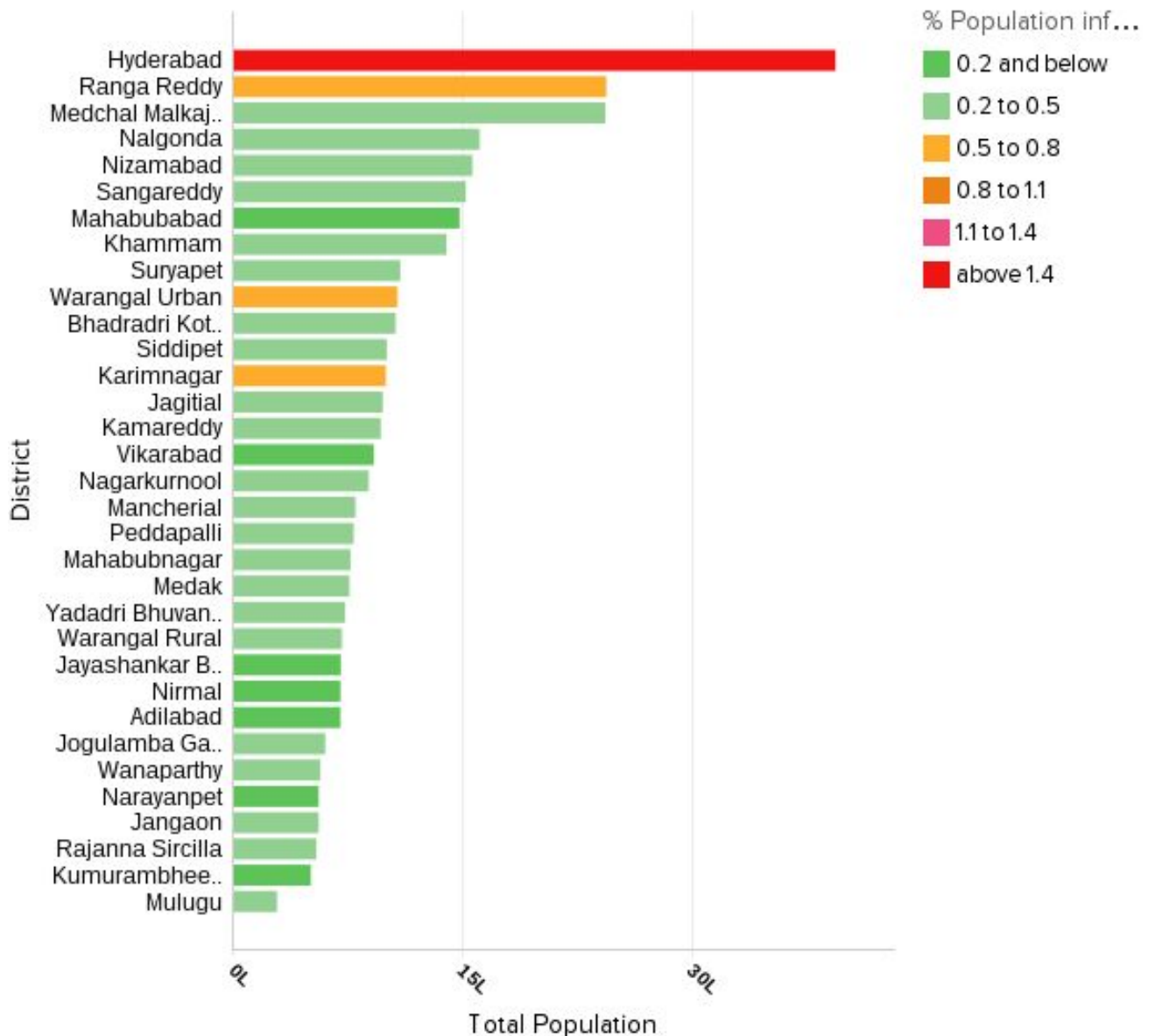
District	Change Week on Week	Previous Week	Current Week	Bed Utilization
KOMARAMBHEEM ASIFABAD	24%	125	155	

# District wise % of Population infected

Updated on 13-Sep-20

District wise Population Infected

Source: Telangana Media Bulletin <https://covid19.telangana.gov.i..>

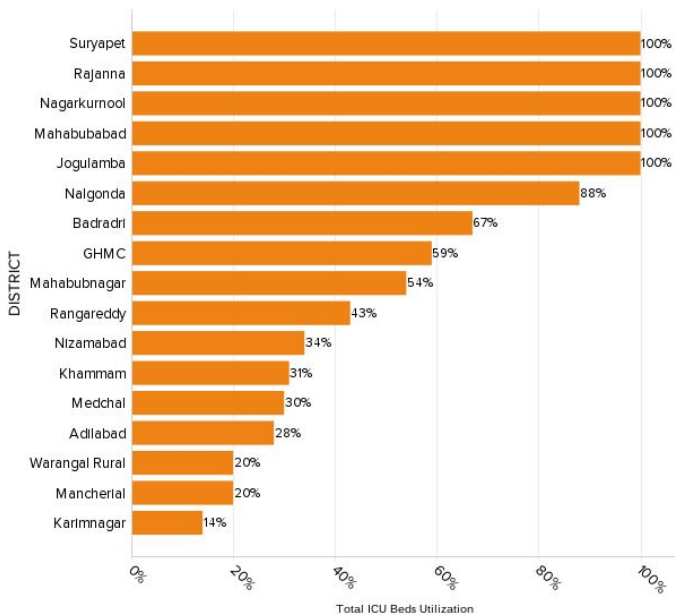


# District Level Bed Utilization Summary

## Updated on 12-Sep-20

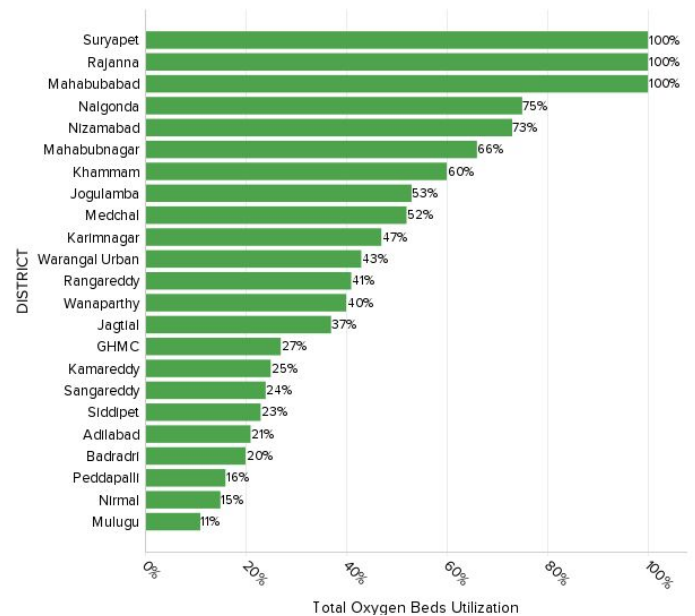
ICU Bed Utilization at District Level

Source: Telangana Media Bulletin <https://covid19.telangana.gov.i..>



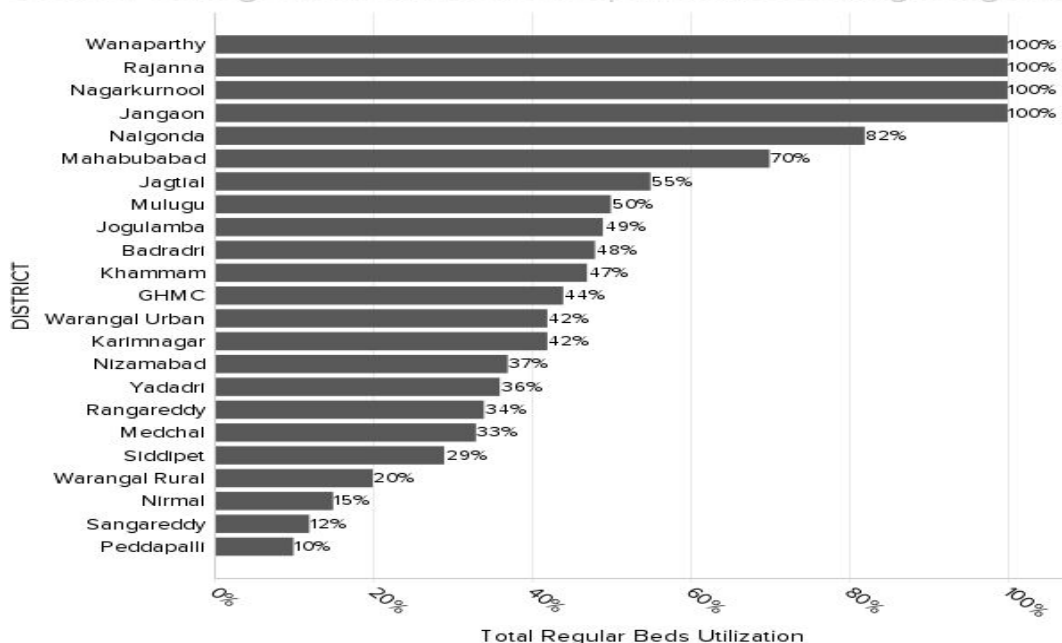
Oxygen Bed Utilization at District Level

Source: Telangana Media Bulletin <https://covid19.telangana.gov.i..>



Regular Bed Utilization at District Level

Source: Telangana Media Bulletin <https://covid19.telangana.gov.i..>





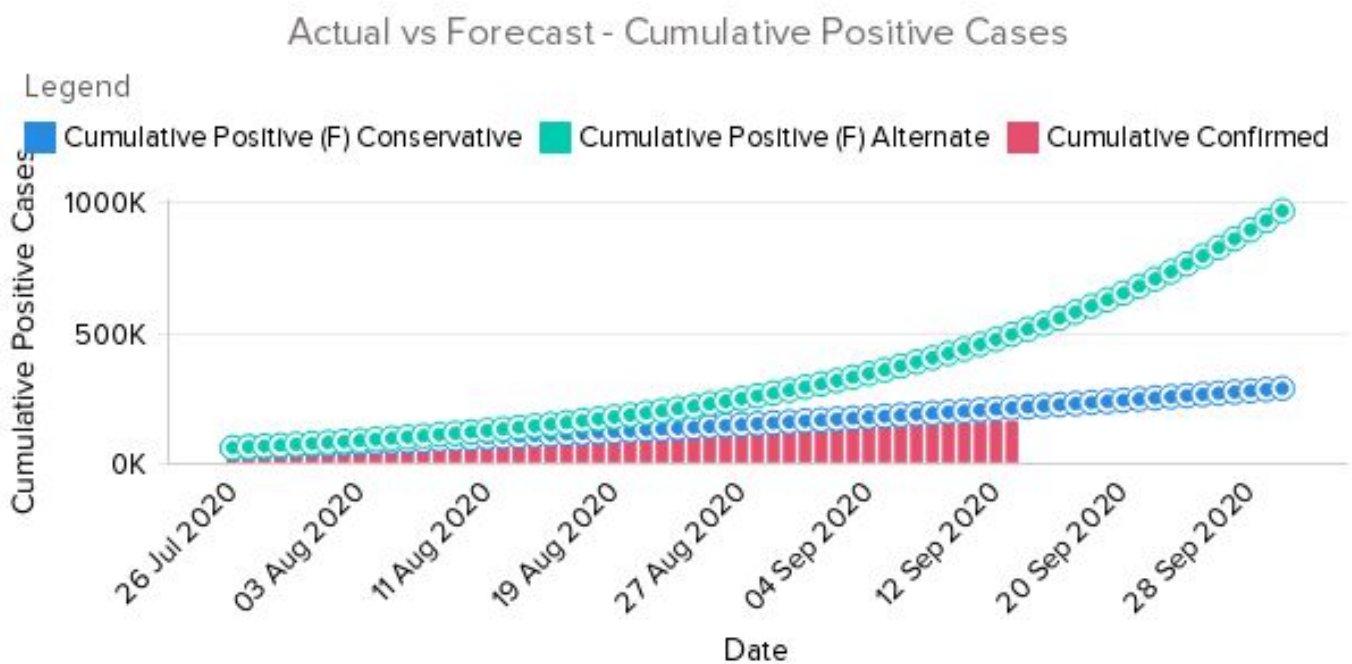
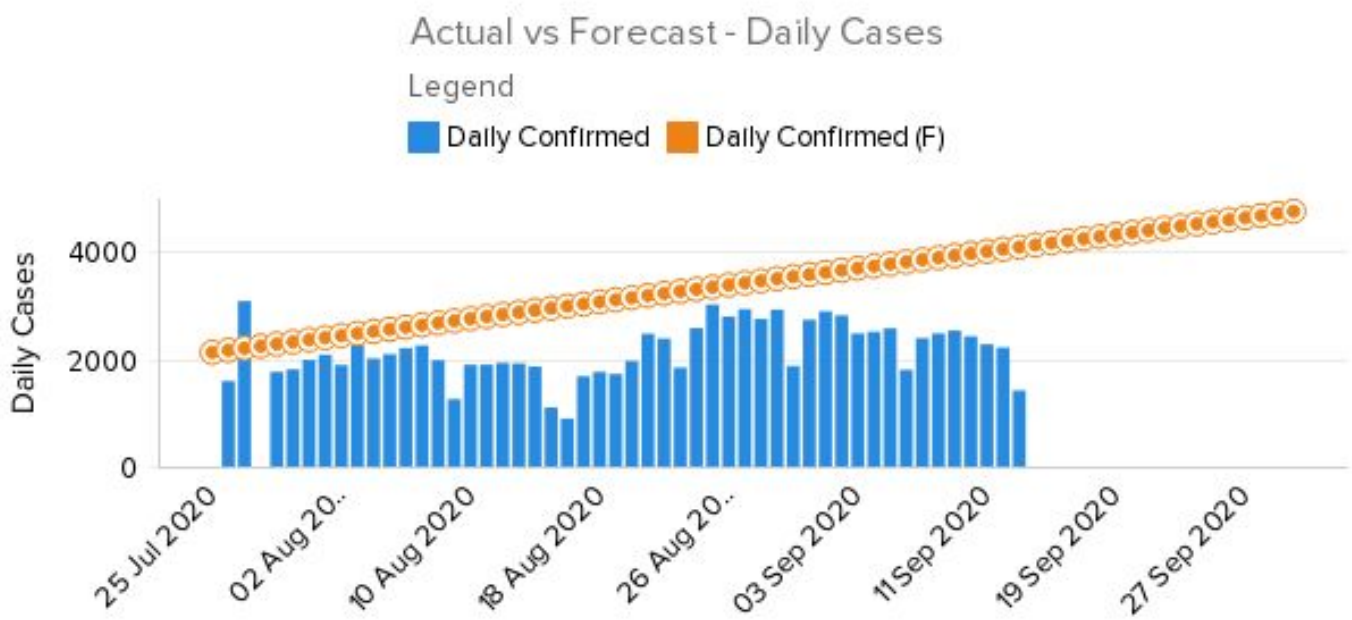
# Hospital Utilization

## Summary Updated on 12-Sep-20

Below link has Hospital Utilization  
Summary

[Telangana Hospital wise Bed Utilization](#)

# FICCI-ASCI Scenario Projections vs Actual







# Donate and Receive Plasma (1)

<https://donateplasma.scsc.in/>

Call on 94906-16780 or and 040-23434343

Website developed by Contenterra Software Private Limited in association with Society for Cyberabad Security Council (SCSC), is a gateway aiming to connect genuine plasma donors with needy donees. The COVID-19 Control Room backs the website and it is limited to GHMC limits.

## Procedure

1. Donors/donees register on the website
  2. The system raises an alarm with the backend team informing it of the new request
  3. If the new request is from a donor, a co-ordinator calls them to check their details, eligibility, and availability
  4. If the new request is from a donee, a coordinator invokes the system to find the best match and initiates communication with the donor
  5. When the donor is found, the coordinator arranges transportation for the donor and prepares the ground for his arrival at the donation location
  6. After the request has been fulfilled, they close the requirement on the system to prevent recirculation of the request across social media
- brought to you by Center for COVID monitoring



# Donate and Receive Plasma (2)

<http://friends2support.org/>

New section has been added which will allow patients seeking plasma donations without wandering door to door seeking for donors. Patients who have recovered and willing to donate through 'Plasma Therapy', can voluntarily register themselves as 'Plasma Donors',



# Donate and Receive Plasma (3)

<http://www.giftingalife.com/>

## Procedure

### 1. REGISTER YOUR DETAILS

Whether you are a donor or a recipient we need some details – contact details, location, blood group are critical for us make the match.

### 2. WE MATCH DONORS

Our donors's team and patients' team matches registered patients and donors in consultation with medical experts.

### 3. CONNECT

Once we have created a successful match, we share the donor's details with the patient.



# Recovery Case Studies

Coming Shortly



# Positive Media Stories

## (1)

**Headline:** Towards...strengthening “Hitham” app

**In detail:** Health Minister Etela Rajender on Saturday officially stated that government is working towards strengthening “Hitham” app which is used for Tele-consultation and Counselling of covid patients who are at home isolation. He also added that both government and private doctors have been hired for Hitham services. Based on the feedback given by the patients, few doctors have been kept away from these services.

**Publication:** Sakshi

**Edition:** Main edition

**Date of publication:** 13-09-2020

**Link:** <https://epaper.sakshi.com/c/54908214>



# Positive Media Stories

## (2)

**Headline:** “Vajra” buses as mobile covid testing centres

**In detail:** TSRTC Vajra buses have been modified into mobile testing centres in Hyderabad. Three buses have been modified and everyday 250 covid tests are conducted at each bus. With the success of the initiative, RTC is now planning to increase the number of buses and to conduct tests in districts of Telangana.

**Publication:** Sakshi

**Edition:** Main edition

**Date of publication:** 13-09-2020

**Link:** <https://epaper.sakshi.com/c/54908528>



# Positive Media Stories

## (3)

**Headline:** Transgender group helps Covid positive patients in Karimnagar

**In detail:** They might have been shunned by the society and discriminated unjustly, but they have turned out to be the messiahs for those in need during the pandemic. The transgenders aka hijras who are viewed with derision by many for no reason, formed a group in this district just to help the Covid positive persons by supplying fruits, vegetables and eggs free of cost.

**Publication:** Telangana Today

**Edition:** Main edition

**Date of publication:** 13-09-2020

**Link:**

<https://telanganatoday.com/transgender-group-helps-covid-positive-patients-in-karimnagar>

# Positive Media Stories

## (4)

**Headline:** Oxford and AstraZeneca resume COVID-19 vaccine trial

**In detail: London:** Oxford University announced Saturday it was resuming a trial for a coronavirus vaccine it is developing with pharmaceutical company AstraZeneca, a move that comes days after the study was suspended following a reported side-effect in a U.K. patient.

In a statement, the university confirmed the restart across all of its U.K. clinical trial sites after regulators gave the go-ahead following the pause on Sunday.

**Publication:** Deccan Chronicle

**Edition:** Main edition

**Date of publication:** 13-09-2020

**Link:**

<https://www.deccanchronicle.com/world/europe/130920/oxford-and-astrazeneca-resume-covid-19-vaccine-trial.htmlid-positive-patients-in-uk-0m7a0j>

Center for COVID monitoring



# Positive Media Stories

## (5)

**Headline:** Covaxin test on animals show sign of hope

**In detail:** Animal results of the two-dose, unactivated SARS-Cov 2 vaccine, Covaxin BBV 152, has shown protection and reduction in the replication of SARS-Cov 2 virus in nose, throat and lung tissues.

The animal trials were conducted on 20 monkeys in India and three different vaccine candidates were tried on them. The first dose of vaccine was given on Day 0 and the second dose was given on Day 14.

**Publication:** Deccan Chronicle

**Edition:** Main edition

**Date of publication:** 13-09-2020

**Link:**

<https://www.deccanchronicle.com/science/science/130920/covaxin-test-on-animals-show-sign-of-hope.html>



# Download Graphs

Below link to download Images of Graphs used in the report

[https://drive.google.com/drive/folders/1\\_tT15-Kza2xwTM64XwqFyJJVNH-LXMW0?usp=sharing](https://drive.google.com/drive/folders/1_tT15-Kza2xwTM64XwqFyJJVNH-LXMW0?usp=sharing)



# Media Contact

**Mr. Akhilesh Mahurkar, FICCI**

Mobile: +91 9440897857

**Dr.Ramu PR, ASCI**

Mobile: +91 9440102154

**Mrs.Vydehi, FTCCI**

Mobile: +91 9866124628

## **Disclaimer**

1. The CARE report is based on published information sources from Government and Media and hence we are not responsible for the omissions and commissions of the published data
2. The CARE team analytics team uses only standard tools and techniques
3. The analyses expressed are that of the CARE team and are not the approved views of ASCI , FICCI or FTCCI