

CARE Telangana State

Date of report - 12 Sep 20

Data used as on - 11 Sep 20

COVID Analytics Report for Telangana State

Brought to you by Center for COVID Monitoring

Powered by FICCI, ASCI & FTCCI

In association with Analytics Practice Cell of TMI

Group Hyderabad



Index

1. About CARE Telangana
2. Daily Data Dashboard
3. Cumulative Data Dashboard
4. States Comparison
5. Treatment Infrastructure-Capacity Utilization
6. District Level Summary
7. Recovery Case Studies
8. FICCI-ASCI Scenario Projections vs Actual
9. Donate and Receive Plasma
10. Positive Media Stories
11. Download Graphs used in the report
12. Media Contact

About CARE Telangana

Two industry bodies FICCI and FTCCI and a ASCI, as a follow up to their report published on Covid Forecasting on August, are setting up the Center for Monitoring Covid(CMC) .

The objectives of CMC are

1. To research, analyse and publish reports on Covid in Telangana
2. To be a Think Tank for Government, general public and media on specific areas related to Covid management

As a first step CMC is launching today the first edition of its Covid Analytics Report (CARE) - for Telangana. CARE will be published every day to help media, Government and the public - analyse and understand the disease progression better and to plan Covid treatment better

The objectives of the daily CARE reports are

1. To demystify the Covid statistics.
2. Bring focus on the key statistics like Active cases, treatment infrastructure capacity utilisation etc.
3. Shift the focus from the single day data to the trend data.
4. To balance the negative reporting in media with positive stories in media and over a period to bring attention to “unpublished “positive stories happening every day.
5. To assist journalists by providing additional custom analytics.
6. To drill down the covid hospital Infrastructure statistics to district and hospital level

CARE -T will be a detailed daily analytics bulletin issued by CMC at 11. CARE will be available on ASCI website and FTCCI websites and in the social media. CARE will also be emailed to the publications and media houses. Media queries can be addressed to a team from ASCI, FICCI and FTCCI mentioned in the last page of the report.

Media and any one can use these reports freely with the following attribution “Source: CARE published Centre for Monitoring Covid- Telangana’

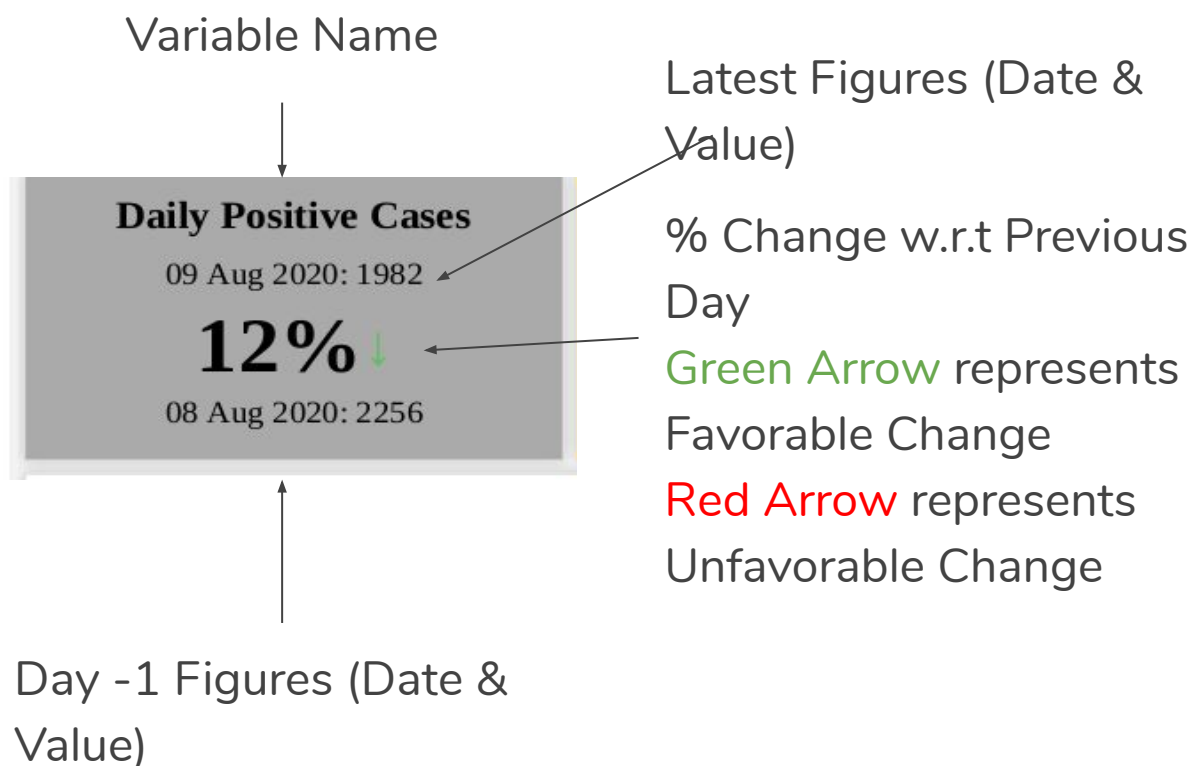
CARE analytics developed by Analytics Practice of TMI Group.



What is New

1. Information on Portals where you can Donate or Receive Plasma
2. Top Districts where cases have increased week on week
3. Telangana Hospital Bed Utilization
4. Download Graphs used in the report

How to read the Dashboard



Example: Increase in Daily Deaths is unfavorable change, so the arrow will be shown in Red. Whereas Increase in Daily Recoveries is favorable change so the arrow will be shown in Green

Daily Data Updated on 11-Sep-20

Daily Cases Dashboard

Daily Positive Cases

11 Sep 2020: 2,278

6% ↓

10 Sep 2020: 2,426

Daily Addition to Active cases

11 Sep 2020: -190

313% ↓

10 Sep 2020: 89

Daily Recovered Cases

11 Sep 2020: 2,458

6% ↑

10 Sep 2020: 2,324

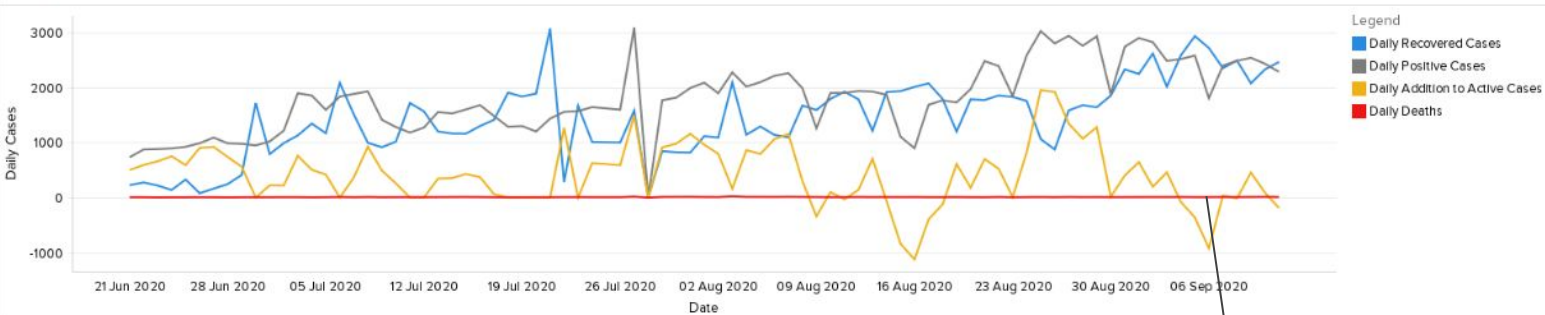
Daily Deaths

11 Sep 2020: 10

23% ↓

10 Sep 2020: 13

Daily Cases Trend

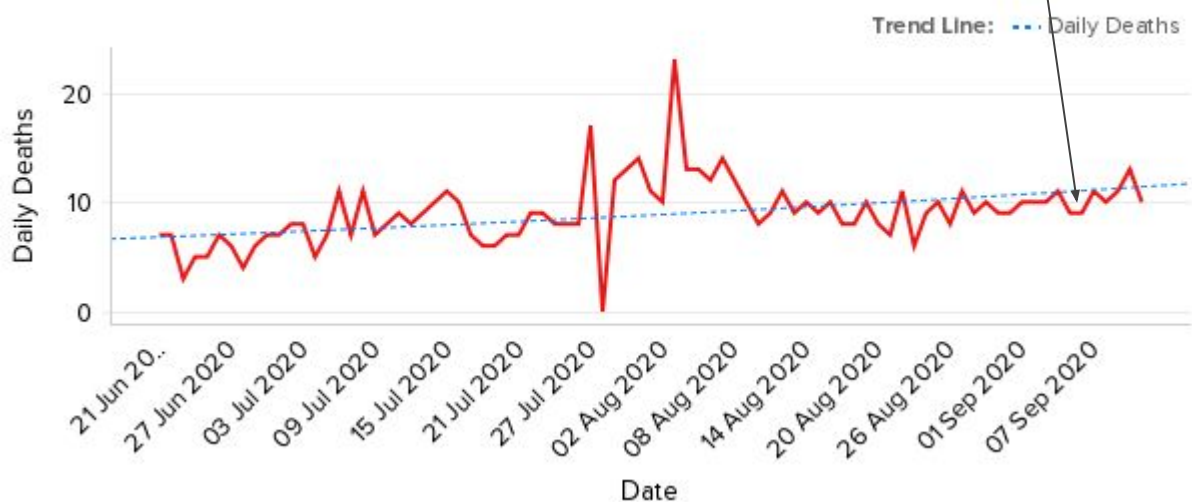


Source: Telangana Media Bulletin

<https://covid19.telangana.gov.in/announcements/media-bulletins/>

Daily Deaths Trend

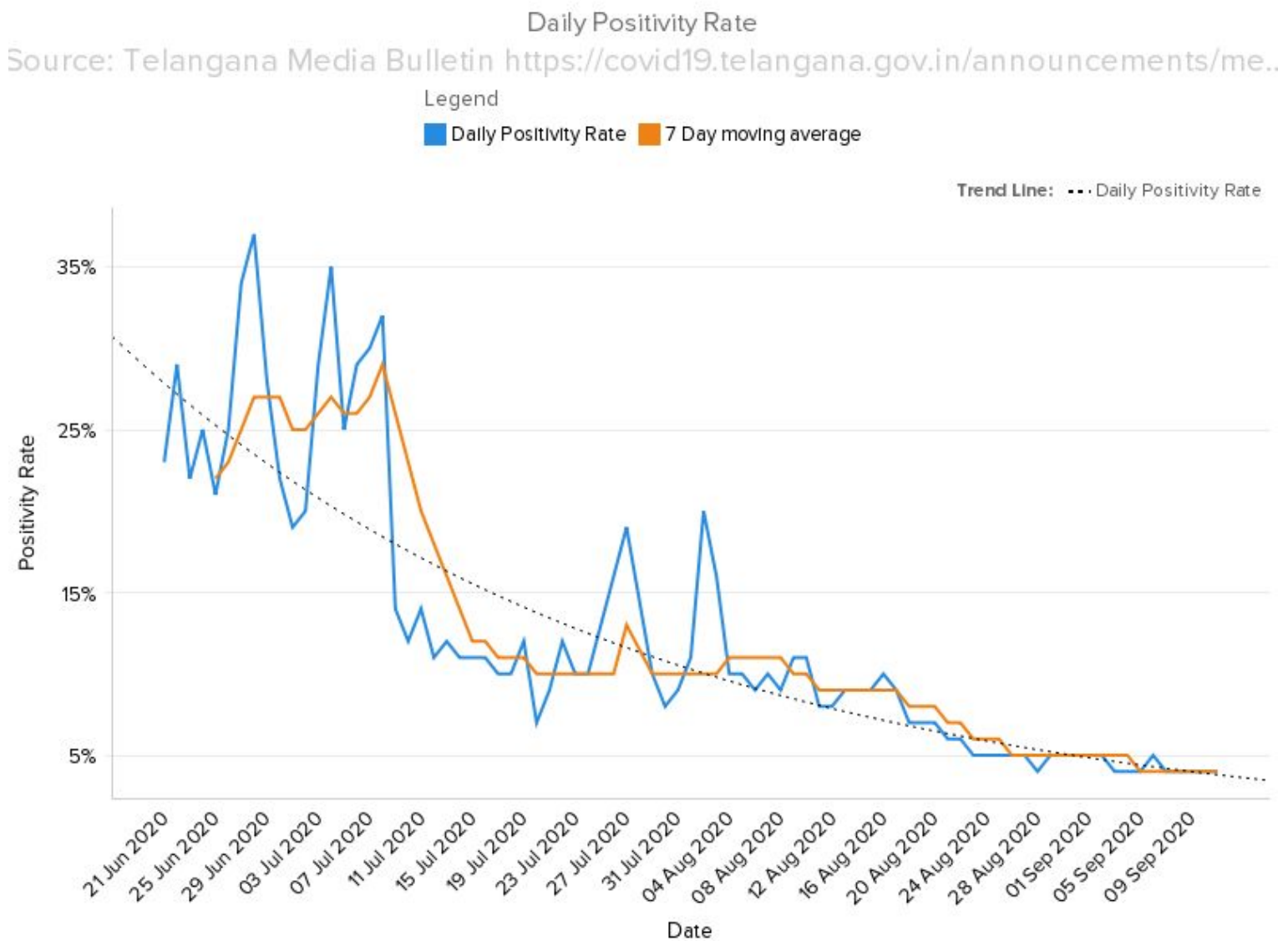
Source: Telangana Media Bulletin <https://covid19.telangana.gov.in/announcements/media-bulletins/>



Daily Positivity Rate

Updated on 11-Sep-20

Daily Positivity Rate: Daily Positive Cases/ Daily Testing



Cumulative Data Updated on 11-Sep-20

Cumulative Cases Dashboard

Cumulative Positive Cases

11 Sep 2020: 154,880

1% ↑

10 Sep 2020: 152,602

Cumulative Active Cases

11 Sep 2020: 32,005

1% ↓

10 Sep 2020: 32,195

Cumulative Recovered

11 Sep 2020: 121,925

2% ↑

10 Sep 2020: 119,467

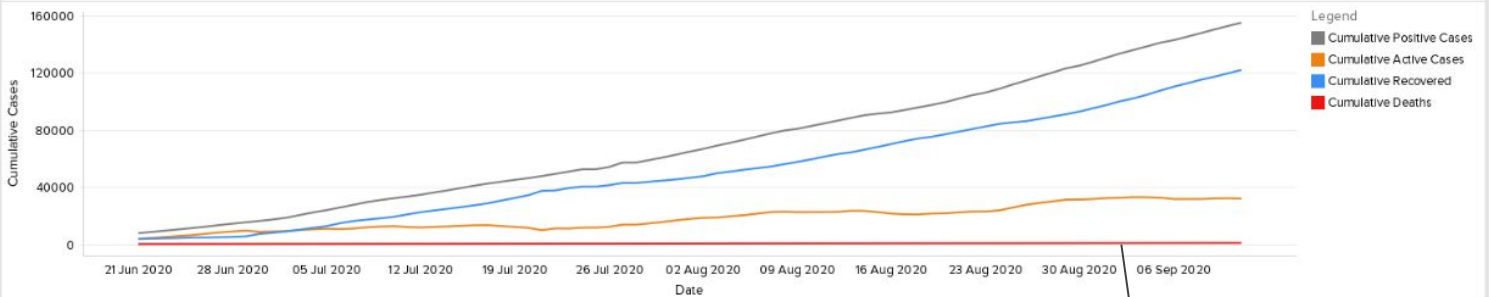
Cumulative Deaths

11 Sep 2020: 950

1% ↑

10 Sep 2020: 940

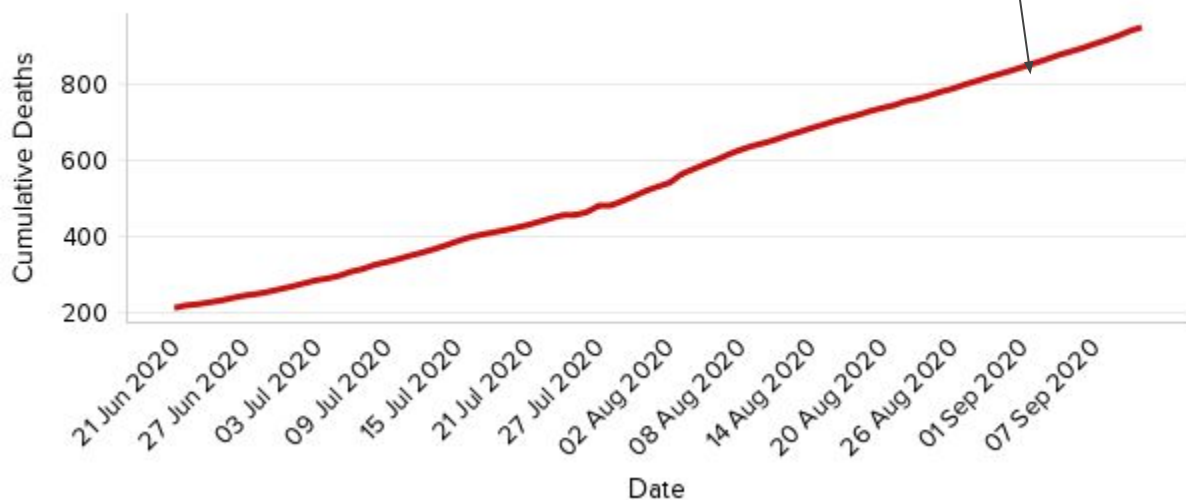
Cumulative Cases Trend



Source: [Telangana Media Bulletin \(https://covid19.telangana.gov.in/announcements/media-bulletins/\)](https://covid19.telangana.gov.in/announcements/media-bulletins/)

Deaths Cumulative Cases Trend

Source: [Telangana Media Bulletin \(https://covid19.telangana.gov.in/announcements/media-bulletins/\)](https://covid19.telangana.gov.in/announcements/media-bulletins/)



States Comparison

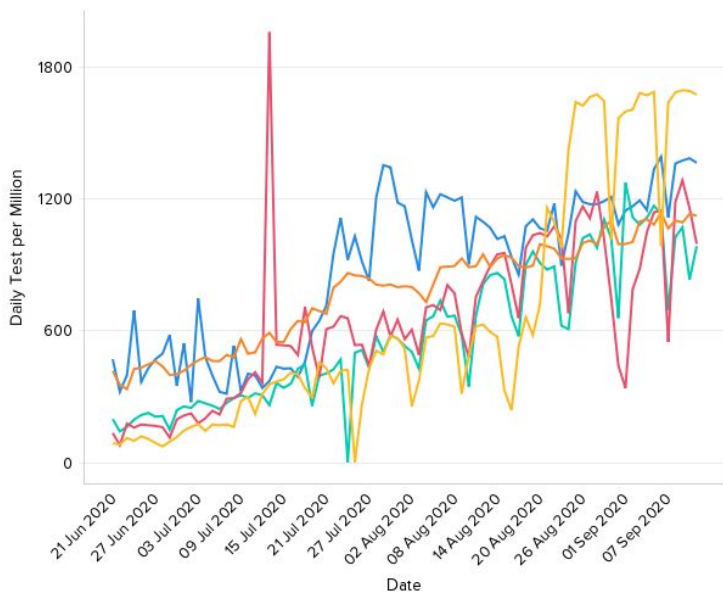
Updated on 11-Sep-20

Daily Tests Per Million

Source: <https://www.covid19india.org/state/>

State/Union Territory

Andhra Pradesh Karnataka Kerala Tamil Nadu Telangana

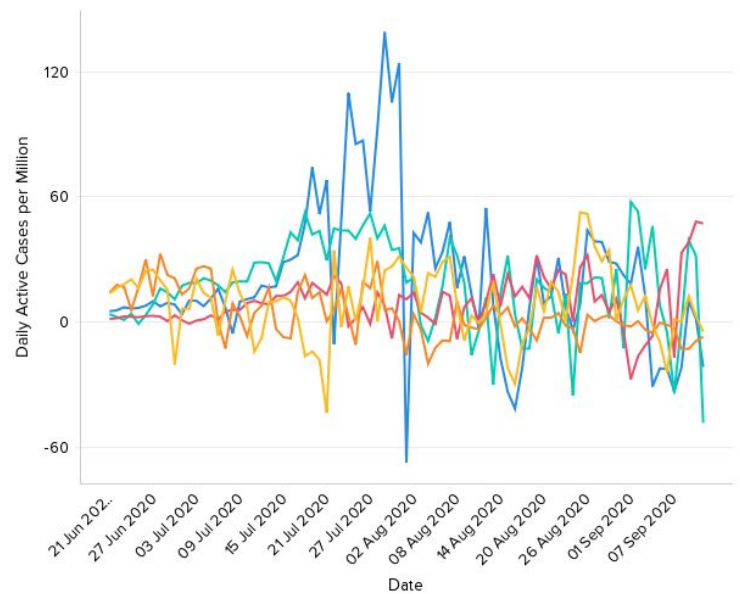


Daily Active Cases Per Million

Source: <https://www.covid19india.org/state/>

State/Union Territory

Andhra Pradesh Karnataka Kerala Tamil Nadu Telangana

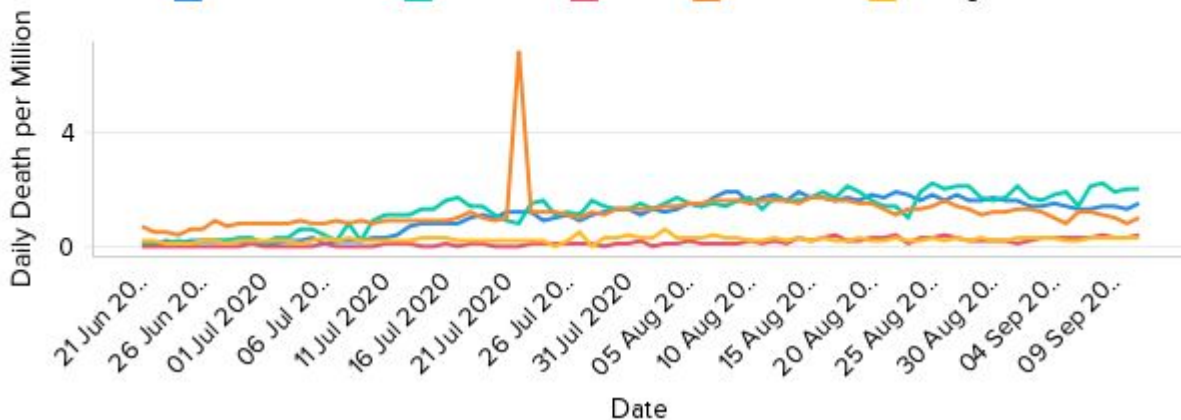


Daily Deaths Per Million

Source: <https://www.covid19india.org/state/>

State/Union Territory

Andhra Pradesh Karnataka Kerala Tamil Nadu Telangana



Treatment Infrastructure Capacity Utilization

Updated on 11-Sep-20

S No	Description	Available*	Capacity Utilized*	% Capacity Utilized	Remaining
1	Normal COVID Beds required	12,284	842	6.9%	11,442
2	Oxygen Beds	5,861	1,245	21.2%	4,616
3	ICUs	2,251	637	28.3%	1,614
	Total	20,396	2,724		17,672

*As of 11-Sep-20

Source: *Telangana Media Bulletin*

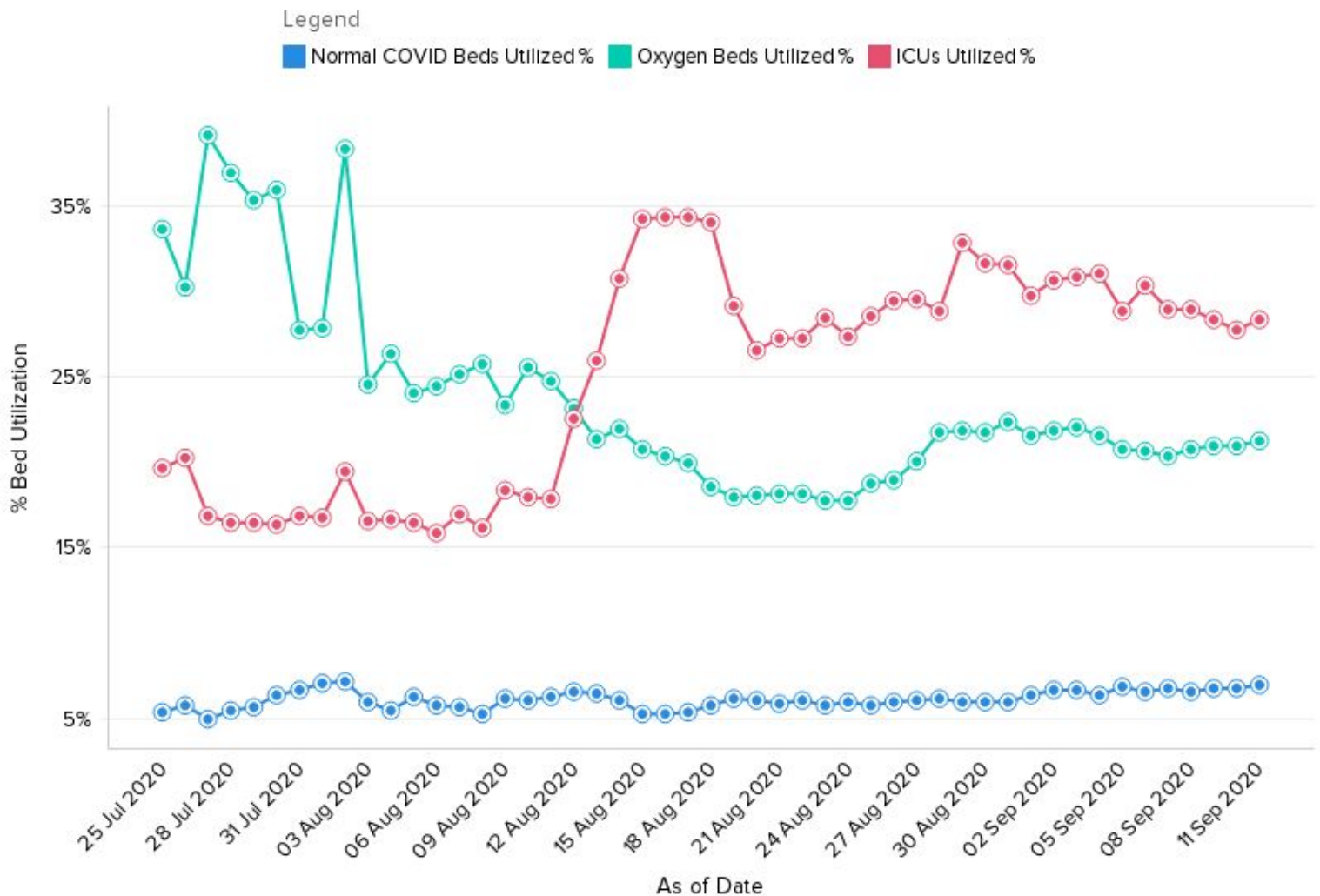
(<https://covid19.telangana.gov.in/announcements/media-bulletins/>)

Capacity Utilization Trend

Updated on 11-Sep-20

COVID Bed Capacity Utilization

Source: Telangana Media Bulletin <https://covid19.telangana.gov.in/announcements/me..>





Top District Cases Increased rolling week on week Updated on 11-Sep-20

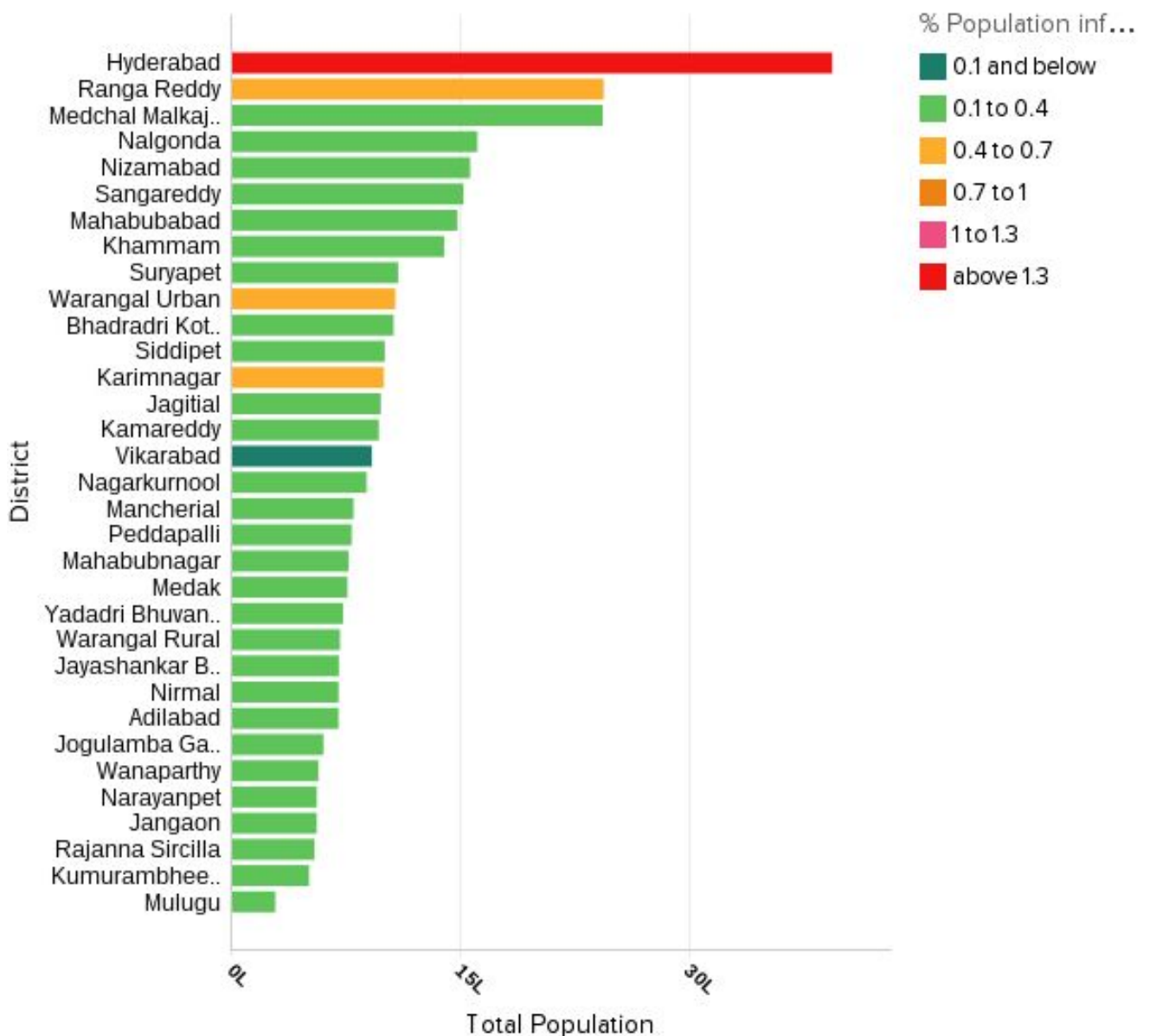
District	Change Week on Week	Previous Week	Current Week	Bed Utilization
KAMAREDDY	31%	424	557	8%
KOMARAMBHEEM ASIFABAD	30%	118	153	-
SANGAREDDY	42%	381	541	13%

District wise % of Population infected

Updated on 11-Sep-20

District wise Population Infected

Source: Telangana Media Bulletin <https://covid19.telangana.gov.i..>

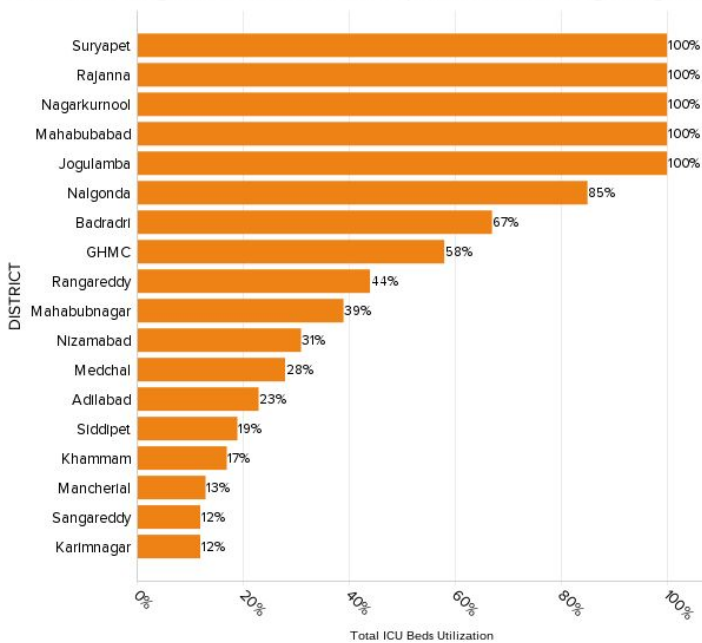


District Level Bed Utilization Summary

Updated on 10-Sep-20

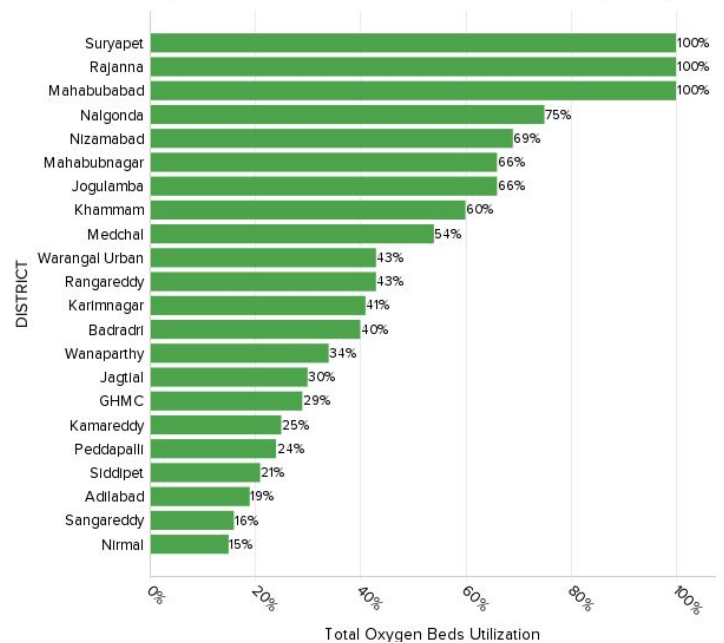
ICU Bed Utilization at District Level

Source: Telangana Media Bulletin <https://covid19.telangana.gov.i..>



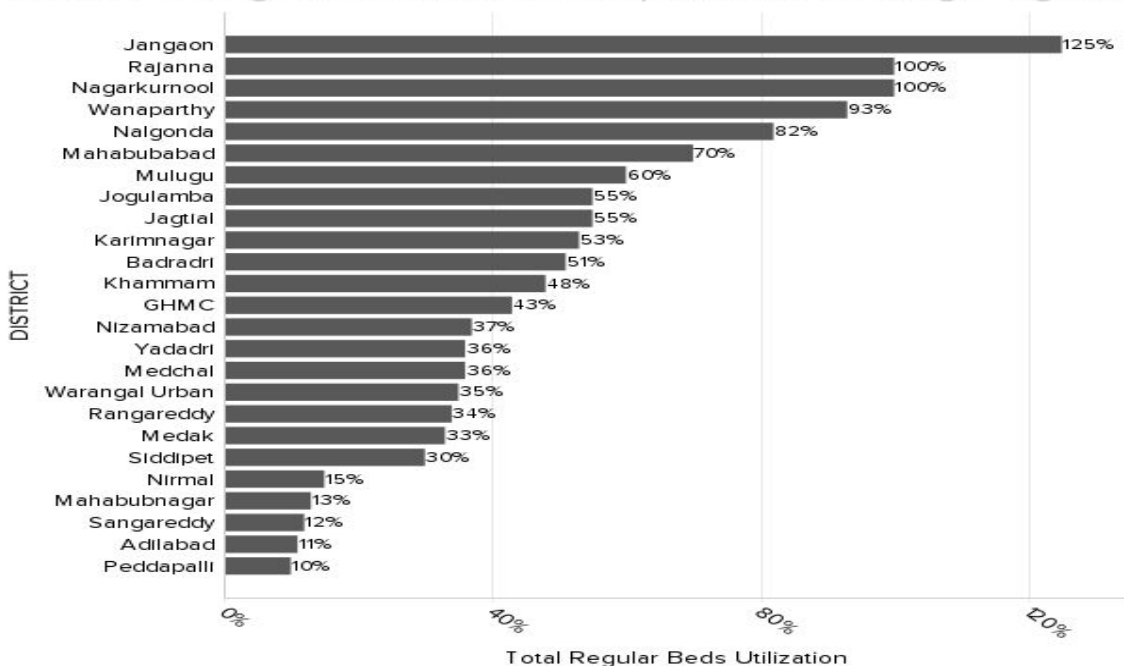
Oxygen Bed Utilization at District Level

Source: Telangana Media Bulletin <https://covid19.telangana.gov.i..>



Regular Bed Utilization at District Level

Source: Telangana Media Bulletin <https://covid19.telangana.gov.i..>





Hospital Utilization

Summary Updated on 10-Sep-20

Below link has Hospital Utilization
Summary

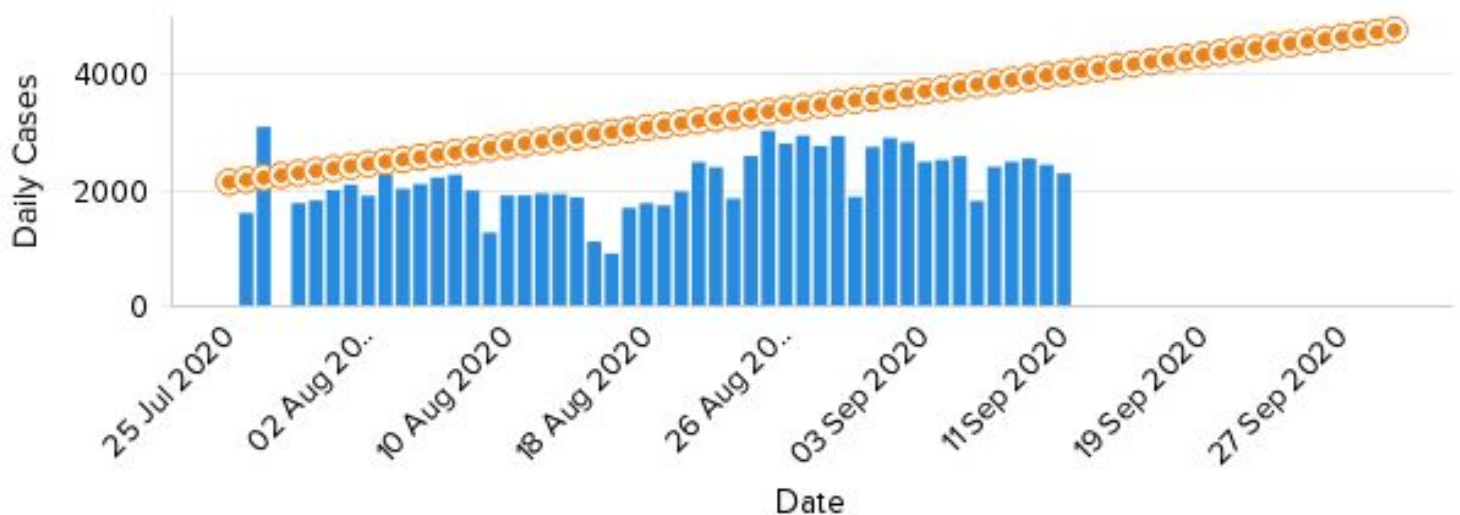
[Telangana Hospital wise Bed Utilization](#)

FICCI-ASCI Scenario Projections vs Actual

Actual vs Forecast - Daily Cases

Legend

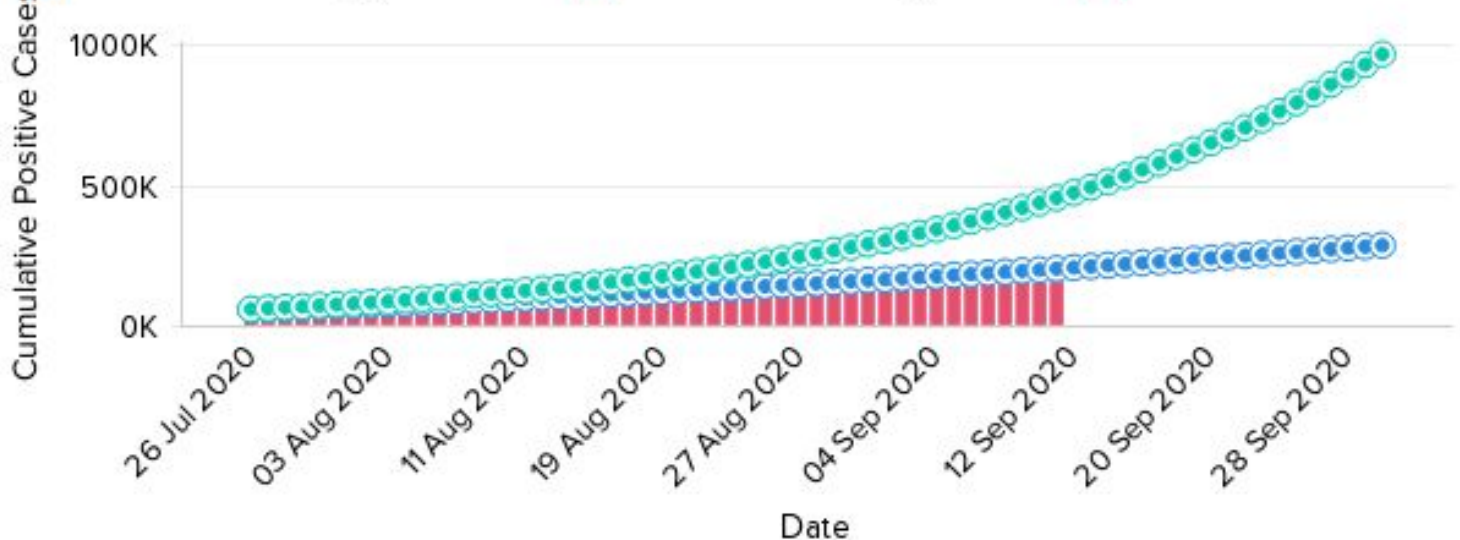
Daily Confirmed Daily Confirmed (F)



Actual vs Forecast - Cumulative Positive Cases

Legend

Cumulative Positive (F) Conservative Cumulative Positive (F) Alternate Cumulative Confirmed





Donate and Receive Plasma (1)

<https://donateplasma.scsc.in/>

Call on 94906-16780 or and 040-23434343

Website developed by Contenterra Software Private Limited in association with Society for Cyberabad Security Council (SCSC), is a gateway aiming to connect genuine plasma donors with needy donees. The COVID-19 Control Room backs the website and it is limited to GHMC limits.

Procedure

1. Donors/donees register on the website
 2. The system raises an alarm with the backend team informing it of the new request
 3. If the new request is from a donor, a co-ordinator calls them to check their details, eligibility, and availability
 4. If the new request is from a donee, a coordinator invokes the system to find the best match and initiates communication with the donor
 5. When the donor is found, the coordinator arranges transportation for the donor and prepares the ground for his arrival at the donation location
 6. After the request has been fulfilled, they close the requirement on the system to prevent recirculation of the request across social media
- brought to you by Center for COVID monitoring



Donate and Receive Plasma (2)

<http://friends2support.org/>

New section has been added which will allow patients seeking plasma donations without wandering door to door seeking for donors. Patients who have recovered and willing to donate through 'Plasma Therapy', can voluntarily register themselves as 'Plasma Donors',



Donate and Receive Plasma (3)

<http://www.giftingalife.com/>

Procedure

1. REGISTER YOUR DETAILS

Whether you are a donor or a recipient we need some details – contact details, location, blood group are critical for us make the match.

2. WE MATCH DONORS

Our donors's team and patients' team matches registered patients and donors in consultation with medical experts.

3. CONNECT

Once we have created a successful match, we share the donor's details with the patient.



Recovery Case Studies

Coming Shortly



Positive Media Stories

(1)

Headline: Government isolation centres in villages

In detail: With rise in covid cases at village level, Health Minister of Telangana Etela Rajender has alerted the officials to setup isolation centres in the villages with all facilities available like medicines, disposable kits etc.

Publication: Sakshi

Edition: Main edition

Date of publication: 11-09-2020

Link:

<https://epaper.sakshi.com/2817545/Telangana/11-09-2020#clip/54858571/94ea075e-c8c4-4dcb-9ed2-cff4687e3b0b/493.3333333333333337:524.4485106932867>

Positive Media Stories

(2)

Headline: Government to set up COVID-19 isolation centres in rural Telangana: Etala Rajenda.

In detail: COVID-19 cases are increasing in rural areas with each passing day and there is need for setting up government-run isolation centres in these areas to house coronavirus-infected patients, health minister Etela Rajendar has said.

Reviewing the COVID-19 situation with senior department officials, he pointed out that families living in villages do not have facilities to isolate in their own homes those suffering from the coronavirus. Hence, there is need to set up isolation centres with all required facilities in rural areas.

Publication: Deccan Chronicle

Edition: Main edition

Date of publication: 11-09-2020

Link:

<https://www.deccanchronicle.com/nation/current-affairs/110920/government-to-set-up-covid-19-isolation-centres-in-rural-telangana-eta.html>



Download Graphs

Below link to download Images of Graphs used in the report

https://drive.google.com/drive/folders/1_tT15-Kza2xwTM64XwqFyJJVNH-LXMW0?usp=sharing



Media Contact

Mr. Akhilesh Mahurkar, FICCI

Mobile: +91 9440897857

Dr.Ramu PR, ASCI

Mobile: +91 9440102154

Mrs.Vydehi, FTCCI

Mobile: +91 9866124628

Disclaimer

1. The CARE report is based on published information sources from Government and Media and hence we are not responsible for the omissions and commissions of the published data
2. The CARE team analytics team uses only standard tools and techniques
3. The analyses expressed are that of the CARE team and are not the approved views of ASCI , FICCI or FTCCI